

## Mini-Geared Motor 81 100

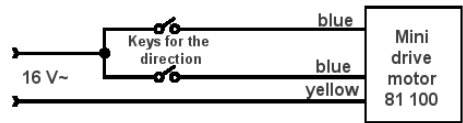
- Miniature geared motor in high-quality metal
- For the direct connection at 12 V DC, 16 V AC power source or the motor driver of a locomotive decoder
- Size 15.5 x 11 x 8 mm
- Drive shaft 11.5 mm long,  $\varnothing$  1.5 mm
- Includes a pulley, cam lever and two fixing bolts

With the mini-drive motor vehicles and working models, e.g. crane cars, gantry cranes, pantographs or gate mechanisms can be motorized.

The motor develops torque of 0.12 Ncm and can lift a weight of approx. 60g with the pulley. Idle speed is 30 revolutions/minute.

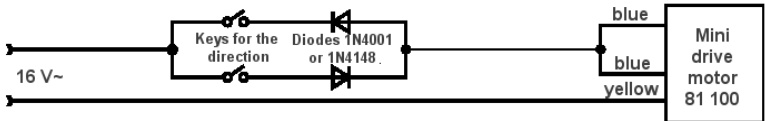
### Direct connection to 16 V AC

Connect two blue wires via two switches, which can then manipulate the motor's rotation direction i.e. select clockwise or anti-clockwise.



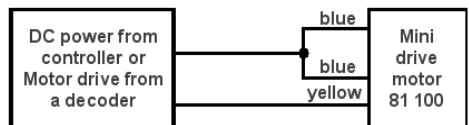
### Indirect connection to 16 V AC

If the mini geared motor is to be powered via the track, then both blue wires are connected together and the yellow cable with the other side of the track. In the common blue line, two diodes and switches are inserted, as shown in the sketch.



### Connection to the motor drive of a locomotive decoder

The two blue cables are connected together to one side motor drive terminal and the yellow cable with the other motor drive terminal of the decoder.



### Our contact Details: Service

In the event of a defect or failure send the unit together with the invoice and a short description of the fault back to us for repair.

### Hotline

We are available if you have any questions!

Your direct line to a technician: **0 20 45 - 85 83 27**

Mon - Tue - Thu - Fri, 14:00~16:00 and Wed 16:00~18:00

